

ਮੋਬਾਇਲ ਨੰ: 98887-90277
E-mail : gsss.lambapindjal@gmail.com

ਵੱਲ :

ਪਿੰਸੀਪਲ

ਸਰਕਾਰੀ ਸੀਨੀਅਰ ਸੈਕੰਡਰੀ ਸਮਾਰਟ ਸਕੂਲ

ਲੰਮਾਂ ਪਿੰਡ, ਜਲੰਧਰ

PRINCIPAL

From :

GOVT. SR. SEC. SMART SCHOOL

LAMBA PIND, JALANDHAR

ਵੱਲ :

M.G.N College of
Education, Jalandhar

ਲੜੀ ਨੰ1373.....

ਮਿਤੀ 25-08-22.....

ਵਿਸ਼ਾ:

INVOLVEMENT IN VARIOUS ACTIVITIES OF SCHOOL

After consultation with the Principal of Government Senior Secondary Smart School, the following activities have been performed by the students of M.G.N College of Education, Jalandhar.

Roll no. 11082039949

1. Tree Plantation
2. World No- Tobacco Day
3. Best Out of Waste Material
4. Morning Assembly
5. Beti Bachao, Beti Padhao Awareness Program
6. Talent Hunt
7. Teej Celebration
8. Mathematics Fair
9. Road Safety Awareness Program
10. Legal Awareness
11. Poster Making Competition

ੳੳੀ ੳੳੳ
Principal 25/08/22
Govt. Sr. Sec. School
Lamba Pind, Jalandhar

School Principal

ਵੱਲ:

2431750

ਪ੍ਰਿੰਸੀਪਲ,
ਸਰਕਾਰੀ ਕੰਨਿਆ ਸੀਨੀਅਰ ਸੈਕੰਡਰੀ ਸਕੂਲ,
ਬਸਤੀ ਸ਼ੇਖ, ਜਲੰਧਰ।



ਵੱਲ:

Principal, Govt. Girls Senior Secondary School, Basti Sheikh, Jalandhar.

ਪੱਛਮ After consultation with the Principal of

ਮਿਤੀ... 29/08/22

Government Girls Sen. Secondary Smart School, the following activities have been performed by the students of M.G.N College of Education, Jalandhar.

Roll No. 11082039923

- 1 Morning Assembly
- 2 Tree Plantation
- 3 Best out of Waste
- 4 No Tobacco Day
- 5 Pot Making Competition
- 6 Road Safety Awareness
- 7 'Beti Bachao, Beti Padhao'
- 8 Rakhi Making Competition
- 9 Poster Making Competition
- 10 International Tiger's Day
- 11 World Paper Bag Day

ਪ੍ਰਿੰਸੀਪਲ
ਸਰਕਾਰੀ ਕੰਨਿਆ ਸੀ. ਸੈ. ਸਕੂਲ,
ਬਸਤੀ ਸ਼ੇਖ, ਜਲੰਧਰ।

Shelly Devi

After consultation with the Principal of G. S. S. S. S Nehru Garden School, the following activities have been performed by the students of M.G.N College of Education, Jalandhar.

Roll No. 118 (11082039908)

- 1 Tree plantation
- 2 Talent hunt
- 3 Sports meet
- 4 Mehndi competition
- 5 Drawing competition
- 6 Rakhi making competition
- 7 Morning assembly
- 8 Cleanless drive
- 9 Road safety
- 10 Visit in labs
- 11 Pot making
- 12 Best out of waste
- 13 Beti bachao beti padhao
- 14 Quiz competition


24/8/22

School Principal Principal
Amar Shaheed Lala Jagat Narayan
Govt. (G) Sen. Sec. School Nehru Garden
JALANDHAR



After consultation with the Principal of G.S.S.S.S School, the following activities have been performed by the students of M.G.N College of Education, Jalandhar.

Roll No. 154

- 1 Morning Assembly
- 2 Sports Day
- 3 Tree Plantation
- 4 Quiz competition
- 5 No Tobacco Day
- 6 Math fair
- 7 Best out of waste
- 8 Beti Bachao Beti Padhao
- 9 Independence Day celebration

and
23/12/22

ਪਿੰਸੀਪਲ

ਸਰਕਾਰੀ ਸੀਨੀਅਰ ਸੈਕੰਡਰੀ ਸਕੂਲ

ਮਕਸੂਦਾਂ (ਜਲੰਧਰ)

School Principal

After consultation with the Principal of G.S.S. Mand School, the following activities have been performed by the students of M.G.N College of Education, Jalandhar.

Roll No. 11082039971 . (02)

- 1 Trees Plantation
- 2 Talent Hunt
- 3 Water Conservation
- 4 Beti Bachao, Beti Padhao
- 5 Best out of waste
- 6 Pot-Making
- 7 Seminar on Road Safety
- 8 Yoga Camp.
- 9 Mathematics Fair
- 10 Morning Assembly.
- 11 Quiz Competition

Parya
24/8/22

Principal
Govt. Sr. Sec. School
Mand (Jalandhar)

27/8/22

REGULARITY , INITIATIVE AND COMMITMENT

PUPIL TEACHER'S OVERALL CONDUCT

Sr. No.	Components	Rating
1.	<u>Punctuality</u> ✓	0 1 2 3 <u>4</u> 5
2.	Regularity	0 1 2 3 <u>4</u> 5
3.	Control over the Class	0 1 2 <u>3</u> 4 5
4.	Command over the Subject	0 1 2 <u>3</u> 4 5
5.	Teaching Skills	0 1 2 <u>3</u> 4 5
6.	Organizational skills	0 1 <u>2</u> 3 4 5
7.	Creativity	0 1 <u>2</u> 3 4 5
8.	<u>Ready to Learn</u> ✓	0 1 2 <u>3</u> 4 5
9.	Team Work	0 1 2 <u>3</u> 4 5
10.	<u>Overall Personality</u> ✓	0 1 2 <u>3</u> 4 5

0. Very Poor
1. Poor
2. Fair

3. Good
4. Very Good
5. Excellent



PUPIL TEACHER'S OVERALL CONDUCT

Sr. No	Components	Rating
1.	<u>Punctuality</u> ✓	0 1 2 3 4 5
2.	Regularity	0 1 2 3 4 5
3.	Control over the Class	0 1 2 3 4 5
4.	Command over the Subject	0 1 2 3 4 5
5.	Teaching Skills	0 1 2 3 4 5
6.	Organizational skills	0 1 2 3 4 5
7.	Creativity	0 1 2 3 4 5
8.	<u>Ready to Learn</u> ✓	0 1 2 3 4 5
9.	Team Work	0 1 2 3 4 5
10.	<u>Overall Personality</u> ✓	0 1 2 3 4 5

0. Very Poor
1. Poor
2. Fair

3. Good
4. Very Good
5. Excellent



PUPIL TEACHER'S OVERALL CONDUCT

Sr. No.	Components	Rating
1.	<u>Punctuality</u> ✓	0 1 2 <u>3</u> 4 5
2.	Regularity	0 1 2 3 <u>4</u> 5
3.	Control over the Class	0 1 2 3 <u>4</u> 5
4.	Command over the Subject	0 1 2 <u>3</u> 4 5
5.	Teaching Skills	0 1 2 <u>3</u> 4 5
6.	Organizational skills	0 1 2 <u>3</u> 4 5
7.	Creativity	0 1 <u>2</u> 3 4 5
8.	<u>Ready to Learn</u> ✓	0 1 2 <u>3</u> 4 5
9.	Team Work	0 1 2 <u>3</u> 4 5
10.	<u>Overall Personality</u> ✓	0 1 2 <u>3</u> 4 5

0. Very Poor
1. Poor
2. Fair

3. Good
4. Very Good
5. Excellent



PUPIL TEACHER'S OVERALL CONDUCT

Sr. No.	Components	Rating
1.	Punctuality	0 1 2 3 4 5
2.	Regularity	0 1 2 3 4 5
3.	Control over the Class	0 1 2 3 4 5
4.	Command over the Subject	0 1 2 3 4 5
5.	Teaching Skills	0 1 2 3 4 5
6.	Organizational skills	0 1 2 3 4 5
7.	Creativity	0 1 2 3 4 5
8.	Ready to Learn	0 1 2 3 4 5
9.	Team Work	0 1 2 3 4 5
10.	Overall Personality	0 1 2 3 4 5

0. Very Poor
1. Poor
2. Fair

3. Good
4. Very Good
5. Excellent

PUPIL TEACHER'S OVERALL CONDUCT

Sr. No.	Components	Rating
1.	Punctuality	0 1 2 3 4 5
2.	Regularity	0 1 2 3 4 5
3.	Control over the Class	0 1 2 3 4 5
4.	Command over the Subject	0 1 2 3 4 5
5.	Teaching Skills	0 1 2 3 4 5
6.	Organizational skills	0 1 2 3 4 5
7.	Creativity	0 1 2 3 4 5
8.	Ready to Learn	0 1 2 3 4 5
9.	Team Work	0 1 2 3 4 5
10.	Overall Personality	0 1 2 3 4 5

0. Very Poor

1. Poor

2. Fair

3. Good

4. Very Good

5. Excellent

EFFECTIVENESS IN CLASSROOM TEACHING

Use of Innovative Teaching

(The observation for use of Innovative Teaching will be done on the rating scale (6 points) starting from Very Less Frequently to Always).

1. Very Less Frequently 2. Less Frequently 3. Frequently 4. More Frequently
5. Almost Always 6. Always

Sr. No.	Components	Rating
1.	The Pupil Teacher taught with Variety of Techniques of Teaching.	1 2 3 4 5 6
2.	The Pupil Teacher used Experimental Method to construct knowledge.	1 2 3 4 5 6
3.	The Pupil Teacher used Variety of Technology in Teaching Learning Process.	1 2 3 4 5 6
4.	The Pupil Teacher systematically followed instructional objectives & tested the same for monitoring.	1 2 3 4 5 6
5.	The Pupil Teacher used Interactive Approach to Teach.	1 2 3 4 5 6
6.	The Pupil Teacher used Examples from Surroundings while Teaching.	1 2 3 4 5 6
7.	The Pupil Teacher used Value Based Approach to Teaching.	1 2 3 4 5 6
8.	The Pupil Teacher used Variety of Evaluation Techniques to Evaluate.	1 2 3 4 5 6
a	Recall Type Question	1 2 3 4 5 6
b	Matching Type Question	1 2 3 4 5 6
c	Multiple Choice Question	1 2 3 4 5 6
d	Essay Type Question	1 2 3 4 5 6
e	Comprehension	1 2 3 4 5 6

Use of Innovative Teaching

(The observation for use of Innovative Teaching will be done on the rating scale (6 points) starting from Very Less Frequently to Always).

1. Very Less Frequently 2. Less Frequently 3. Frequently 4. More Frequently
5. Almost Always 6. Always

Sr. No.	Components	Rating
1.	The Pupil Teacher taught with Variety of Techniques of Teaching.	1 2 3 4 5 6
2.	The Pupil Teacher used Experimental Method to construct knowledge.	1 2 3 4 5 6
3.	The Pupil Teacher used Variety of Technology in Teaching Learning Process.	1 2 3 4 5 6
4.	The Pupil Teacher systematically followed instructional objectives & tested the same for monitoring.	1 2 3 4 5 6
5.	The Pupil Teacher used Interactive Approach to Teach.	1 2 3 4 5 6
6.	The Pupil Teacher used Examples from Surroundings while Teaching.	1 2 3 4 5 6
7.	The Pupil Teacher used Value Based Approach to Teaching.	1 2 3 4 5 6
8.	The Pupil Teacher used Variety of Evaluation Techniques to Evaluate.	1 2 3 4 5 6
a.	Recall Type Question	1 2 3 4 5 6
b.	Matching Type Question	1 2 3 4 5 6
c.	Multiple Choice Question	1 2 3 4 5 6
d.	Essay Type Question	1 2 3 4 5 6
e.	Comprehension	1 2 3 4 5 6



Use of Innovative Teaching

(The observation for use of Innovative Teaching will be done on the rating scale (6 points) starting from Very Less Frequently to Always).

1. Very Less Frequently 2. Less Frequently 3. Frequently 4. More Frequently
5. Almost Always 6. Always

Sr. No.	Components	Rating
1.	The Pupil Teacher taught with Variety of Techniques of Teaching.	1 2 (3) 4 5 6
2.	The Pupil Teacher used Experimental Method to construct knowledge.	(1) 2 3 4 5 6
3.	The Pupil Teacher used Variety of Technology in Teaching Learning Process.	1 2 (3) 4 5 6
4.	The Pupil Teacher systematically followed instructional objectives & tested the same for monitoring.	1 2 (3) 4 5 6
5.	The Pupil Teacher used Interactive Approach to Teach.	1 2 (3) 4 5 6
6.	The Pupil Teacher used Examples from Surroundings while Teaching.	(1) 2 3 4 5 6
7.	The Pupil Teacher used Value Based Approach to Teaching.	(1) 2 3 4 5 6
8.	The Pupil Teacher used Variety of Evaluation Techniques to Evaluate.	1 2 (3) 4 5 6
a	Recall Type Question	1 2 (3) 4 5 6
b	Matching Type Question	(1) 2 3 4 5 6
c	Multiple Choice Question	(1) 2 3 4 5 6
d	Essay Type Question	1 2 (3) 4 5 6
e	Comprehension	1 2 (3) 4 5 6



Use of Innovative Teaching

(The observation for use of Innovative Teaching will be done on the rating scale (6 points) starting from Very Less Frequently to Always).

1. Very Less Frequently 2. Less Frequently 3. Frequently 4. More Frequently
5. Almost Always 6. Always

Sr. No.	Components	Rating					
		1	2	3	4	5	6
1.	The Pupil Teacher taught with Variety of Techniques of Teaching.			3	4	5	6
2.	The Pupil Teacher used Experimental Method to construct knowledge.	1	2	3	4	5	6
3.	The Pupil Teacher used Variety of Technology in Teaching Learning Process.			3	4	5	6
4.	The Pupil Teacher systematically followed instructional objectives & tested the same for monitoring.			3	4	5	6
5.	The Pupil Teacher used Interactive Approach to Teach.			3	4	5	6
6.	The Pupil Teacher used Examples from Surroundings while Teaching.			3	4	5	6
7.	The Pupil Teacher used Value Based Approach to Teaching.	1	2	3	4	5	6
8.	The Pupil Teacher used Variety of Evaluation Techniques to Evaluate.			3	4	5	6
a	Recall Type Question			3	4	5	6
b	Matching Type Question	1	2	3	4	5	6
c	Multiple Choice Question	1	2	3	4	5	6
d	Essay Type Question			3	4	5	6
e	Comprehension			3	4	5	6

Use of Innovative Teaching

(The observation for use of Innovative Teaching will be done on the rating scale (6 points) starting from Very Less Frequently to Always).

1. Very Less Frequently 2. Less Frequently 3. Frequently 4. More Frequently
5. Almost Always 6. Always

Sr. No.	Components	Rating
1	The Pupil Teacher taught with Variety of Techniques of Teaching	1 2 (3) 4 5 6
2	The Pupil Teacher used Experimental Method to construct knowledge	(1) 2 3 4 5 6
3	The Pupil Teacher used Variety of Technology in Teaching Learning Process	1 2 (3) 4 5 6
4	The Pupil Teacher systematically followed instructional objectives & tested the same for monitoring	1 2 (3) 4 5 6
5	The Pupil Teacher used Interactive Approach to Teach	1 2 (3) 4 5 6
6	The Pupil Teacher used Examples from Surroundings while Teaching.	1 2 (3) 4 5 6
7	The Pupil Teacher used Value Based Approach to Teaching	(1) 2 3 4 5 6
8	The Pupil Teacher used Variety of Evaluation Techniques to Evaluate	1 2 (3) 4 5 6
a	Recall Type Question	(1) 2 3 4 5 6
b	Matching Type Question	(1) 2 3 4 5 6
c	Multiple Choice Question	(1) 2 3 4 5 6
d	Essay Type Question	1 2 (3) 4 5 6
e	Comprehension	(1) 2 3 4 5 6

USE OF TEACHING AIDS

EXTENT OF JOB READINESS

Date... 27-05-22
 Subject... Science

Topic... Nutrition in Plant
 Teaching Aid... Chart

Sr. No.	Components	Rating
1.	Relevant	0 1 2 3 4 5
2.	Working	0 1 2 3 4 5
3.	Students participation	0 1 2 3 4 5
4.	Appropriate size	0 1 2 3 4 5
5.	Appropriate colour	0 1 2 3 4 5
6.	Variety	0 1 2 3 4 5
7.	Overall Presentation of teaching aid	0 1 2 3 4 5

- 0. Very Poor
- 3. Good
- 1. Poor
- 4. Very Good
- 2. Fair
- 5. Excellent


Signature

USE OF TEACHING AIDS

Date... 28-05-22
 Subject... Science

Topic... Nutrition in Plants (II)
 Teaching Aid.....

Sr. No.	Components	Rating
1.	Relevant	0 1 2 3 4 5
2.	Working	0 1 2 3 4 5
3.	Students participation	0 1 2 3 4 5
4.	Appropriate size	0 1 2 3 4 5
5.	Appropriate colour	0 1 2 3 4 5
6.	Variety	0 1 2 3 4 5
7.	Overall Presentation of teaching aid	0 1 2 3 4 5

- 0. Very Poor
- 3. Good
- 1. Poor
- 4. Very Good
- 2. Fair
- 5. Excellent


Signature

USE OF TEACHING AIDS

Date... 30-05-22

Topic... Heat (I)

Subject... Science

Teaching Aid... flash card

Sr. No.	Components	Rating
1.	Relevant	0 (1) 2 3 4 5
2.	Working	0 1 (2) 3 4 5
3.	Students participation	0 1 (2) 3 4 5
4.	Appropriate size	0 1 2 (3) 4 5
5.	Appropriate colour	0 1 (2) 3 4 5
6.	Variety	0 1 (2) 3 4 5
7.	Overall Presentation of teaching aid	0 1 (2) 3 4 5

0. Very Poor

1. Poor

2. Fair

3. Good

4. Very Good

5. Excellent


Signature

USE OF TEACHING AIDS

Date... 01-07-22

Topic... Heat (II)

Subject... Science

Teaching Aid... Real object, chart

Sr. No.	Components	Rating
1.	Relevant	0 (1) 2 3 4 5
2.	Working	0 1 (2) 3 4 5
3.	Students participation	0 1 2 (3) 4 5
4.	Appropriate size	0 1 2 (3) 4 5
5.	Appropriate colour	0 1 (2) 3 4 5
6.	Variety	0 1 (2) 3 4 5
7.	Overall Presentation of teaching aid	0 1 2 (3) 4 5

0. Very Poor

1. Poor

2. Fair

3. Good

4. Very Good

5. Excellent


Signature

USE OF TEACHING AIDS

Date... 02-07-22

Topic... Acids Bases

Subject... Science

Teaching Aid... Flash card

Sr. No.	Components	Rating
1.	Relevant	0 1 (2) 3 4 5
2.	Working	0 1 (2) 3 4 5
3.	Students participation	0 1 2 (3) 4 5
4.	Appropriate size	0 1 2 (3) 4 5
5.	Appropriate colour	0 1 (2) 3 4 5
6.	Variety	0 1 (2) 3 4 5
7.	Overall Presentation of teaching aid	0 1 2 (3) 4 5

0. Very Poor
1. Poor
2. Fair

3. Good
4. Very Good
5. Excellent


Signature

USE OF TEACHING AIDS

Date... 5-07-22

Topic... Physical and chemical changes

Subject... Science

Teaching Aid... Real Objects

Sr. No.	Components	Rating
1.	Relevant	0 1 (2) 3 4 5
2.	Working	0 1 2 (3) 4 5
3.	Students participation	0 1 2 (3) 4 5
4.	Appropriate size	0 1 (2) 3 4 5
5.	Appropriate colour	0 1 2 (3) 4 5
6.	Variety	0 1 2 (3) 4 5
7.	Overall Presentation of teaching aid	0 1 2 3 (4) 5

0. Very Poor
1. Poor
2. Fair

3. Good
4. Very Good
5. Excellent


Signature

USE OF TEACHING AIDS

Date 07-07-22

Topic Physical and chemical changes

Subject Science

Teaching Aid Real objects

Sr. No.	Components	Rating
1.	Relevant	0 1 <u>2</u> 3 4 5
2.	Working	0 1 2 <u>3</u> 4 5
3.	Students participation	0 1 <u>2</u> 3 4 5
4.	Appropriate size	0 1 <u>2</u> 3 4 5
5.	Appropriate colour	0 1 2 <u>3</u> 4 5
6.	Variety	0 1 2 <u>3</u> 4 5
7.	Overall Presentation of teaching aid	0 1 <u>2</u> 3 4 5

0. Very Poor

1. Poor

2. Fair

3. Good

4. Very Good

5. Excellent



Signature

USE OF TEACHING AIDS

Date 08-7-22

Topic Respiration in organisms

Subject Science

Teaching Aid chart

Sr. No.	Components	Rating
1.	Relevant	0 1 <u>2</u> 3 4 5
2.	Working	0 1 <u>2</u> 3 4 5
3.	Students participation	0 1 2 <u>3</u> 4 5
4.	Appropriate size	0 1 <u>2</u> 3 4 5
5.	Appropriate colour	0 1 2 <u>3</u> 4 5
6.	Variety	0 1 <u>2</u> 3 4 5
7.	Overall Presentation of teaching aid	0 1 2 <u>3</u> 4 5

0. Very Poor

1. Poor

2. Fair

3. Good

4. Very Good

5. Excellent



Signature

28-5-22

Teacher's Name Sheishti

Subject English

Topic Nouns

Duration of Period

OBSERVATIONS

1. Voice of the PT was audible.
2. PT was confident.
3. Blackboard work was done side by side.
4. Relevant examples are introduced by the teacher.
5. Proper reinforcement was done.
6. Lesson was interactive.
7. PT used the creative methods to make the teaching effective and interesting.

SUGGESTIONS

1. PT should have stimulus variation.
2. Lesson should be introduced with proper examples.

OBSERVATION OF LESSONS DELIVERED BY PEER GROUP

Date 28-5-22
Pupil Teacher's Name Diksha
Class 10th

Subject Hindi
Topic 24th Story
Duration of Period 35 Min

OBSERVATIONS

1. PT's voice was audible.
2. PT was confident.
3. PT introduced the topic well.
4. PT ensured students participate during the lesson.
5. Overall the lesson was conducted very well.
6. Blackboard writing was done side by side.

SUGGESTIONS

1. PT should have proper movement in the classroom.
2. Blackboard should be used clearly.
3. Lesson can be made more interactive.

OBSERVATION OF LESSONS DELIVERED BY PEER GROUP

Date 30-5-22
Pupil Teacher's Name Baljeet
Class 9th

Subject Mathematics
Topic Quadrilateral
Duration of Period 35 Min

OBSERVATION

1. Use of blackboard was less.
2. PT was confident and the voice was audible.
3. PT checked the previous knowledge of students.
4. Proper homework was assigned to students.
5. P.T gave relevant examples to students.
6. Lesson was recapitulated well.
7. Overall the lesson was good.

SUGGESTIONS

1. PT should use pointer.
2. PT should have proper movement in the class.
3. Proper teaching aid should be used.

OBSERVATION OF LESSONS DELIVERED BY PEER GROUP

Date 30-5-22
Pupil Teacher's Name Ekam
Class 7th

Subject Mathematics
Topic Types of Angles
Duration of Period 35 Min

OBSERVATION

1. P.T's voice was audible.
2. P.T had proper movement in class.
3. Relevant questions were asked to students.
4. Blackboard work was done side by side.
5. Previous knowledge of pupil was tested.
6. Teaching aid was used properly.
7. Overall the lesson was interactive.

SUGGESTION

1. P.T should check the notebook side by side.
2. Activities could have been added for more pupil participation.
3. Handwriting on B.B should be improved.

31-5-22

Teacher's Name Seishti
9th

Subject Mathematics

Topic Linear Equation in one variable

Duration of Period 35 Min

OBSERVATION

1. Pt's voice was audible.
2. Topic was announced well on time.
3. Pt was interacting with the students while developing the lesson.
4. B:B writing was neat and in straight line.
5. Students took interest in the lesson.
6. Relevant examples were given during the lesson.

SUGGESTIONS

1. Pt should check the notebooks of the students.
2. Pt should use pointer during the lesson.
3. Problems should be solved on individual basis.

OBSERVATION OF LESSONS DELIVERED BY PEER GROUP

Date _____
Pupil Teacher's Name Seeksha
Class 10th

Subject Hindi
Topic आरी बरखा आरी बरखा
Duration of Period 35 Min

OBSERVATION

1. P.T's voice was audible.
2. P.T was confident.
3. P.T use creative methods to make the teaching interesting.
4. Previous knowledge of the students were tested.
5. P.T announce the topic at time.
6. Blackboard writing was in straight line.
7. Proper use of teaching Aid.

SUGGESTIONS

1. P.T should use pointer.
2. P.T should use innovative examples to explain the topic.

OBSERVATION OF LESSONS DELIVERED BY PEER GROUP

Date _____
Pupil Teacher's Name Baljeet
Class 6th

Subject Computer
Topic Hardware of Computer
Duration of Period 35 minutes

OBSERVATION

1. P.T was always on time in the class.
2. Introduction of the topic was so well.
3. Pk testing was done in the class.
4. P.T was well dressed.
5. P.T used coloured chalks to highlight the points.
6. P.T checked the students notebooks regularly.
7. P.T was confident in the class.
8. Blackboard writing was in straight line.
9. Overall the lesson was good.

SUGGESTIONS

1. P.T should use the pointer.
2. P.T should use the colourful chalks.
3. Homework should be assigned by the P.T.

OBSERVATION OF LESSONS DELIVERED BY PEER GROUP

Date _____
Pupil Teacher's Name Shishti
Class 9th

Subject Mathematics
Topic Triangles
Duration of Period 40 Minutes

OBSERVATION

1. PT was quite confident
2. PT was audible.
3. PT was quite well dressed
4. PT was used real life concepts to explain the topic.
5. PK testing was done by the PT.
6. Colourful chalks were used by the P-T to highlight the points.
7. PT encourage the students to respond to the questions asked by her.

SUGGESTIONS

1. PT should ask the student to sit down after giving the response to the question.
2. PT should motivate the students to response to the questions.
3. PT should maintain the classroom discipline.

Skill of Introducing the lesson

Date _____
 Pupil Teacher's Name Baljeet
 Class 9th

Subject Mathematics
 Topic Euclid's
 Duration of Period 5-7 Minutes

OBSERVATION, CRITICISM & SUGGESTION ABOUT THE LESSON

Observation

- 1) PT was using the previous experience of the pupils.
- 2) PT used ...

Observation Schedule

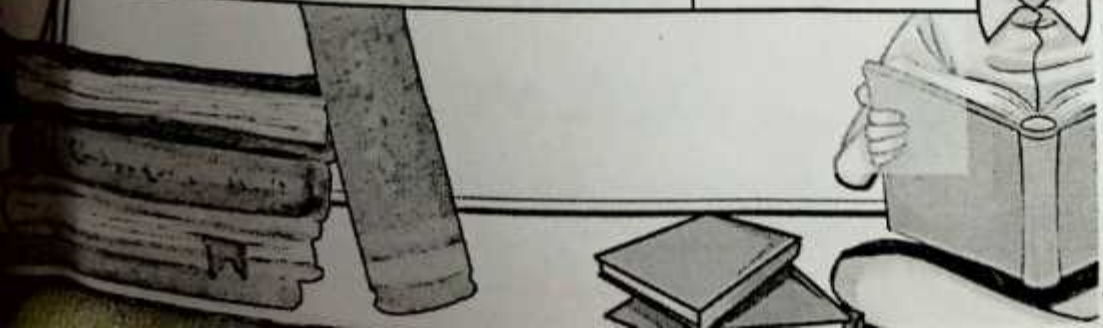
Skill of Introducing the Lessons

Components	Rating
Desirable Behaviour	
1 Using previous experience of the pupils.	1 2 <u>3</u> 4 5 6
2 Proper use of the device/technique.	1 2 <u>3</u> 4 5 6
3 Overall impression about introducing a lesson.	1 2 <u>3</u> 4 5 6
4 Teaching aids used.	1 2 <u>3</u> 4 5 6
5 Co-operation of the students.	1 2 <u>3</u> 4 5 6
Undesirable Behaviour	
1 Lack in continuity.	1 <u>2</u> 3 4 5 6
2 Irrelevant verbal or non-verbal behavior.	<u>1</u> 2 3 4 5 6

a lesson was

privately

to be improved.



Signature
 of Supervisor

Slit of blackboard writing

Date _____
Pupil Teacher's Name Apeksha
Class 6th

Subject Mathematics
Topic Properties of Integers
Duration of Period 5-7 Minutes

OBSERVATION, CRITICISM & SUGGESTION ABOUT THE LESSON

Observation

The teacher doing blackboard writing according to the content of lesson.
The standing position was accurate.
Illustration and diagram were drawn properly.

Criticism

The space between the word were not appropriate.
Coloured chalks were not according to the content of lesson.

Suggestion

The pupil teacher should improve her standing position.
She needs improvement in the sequence of question.

Remarks She has taken pause
while asking questions
Overall good.

Signature
of Supervisor

Skill of Questioning

Date _____
Pupil Teacher's Name Shikhi
Class _____

Subject _____
Topic _____
Duration of Period 5-7 Minutes

OBSERVATION, CRITICISM & SUGGESTION ABOUT THE LESSON

Observation

1. Questions were relevant to the topic

Observation Schedule
Skill of Questioning

	Components	Rating
1	Questions were grammatically correct.	1 2 <u>3</u> 4 5 6
2	Questions were relevant to the topic discussed.	1 2 3 <u>4</u> 5 6
3	Questions were specific.	1 2 3 <u>4</u> 5 6
4	Questions were concise.	1 2 <u>3</u> 4 5 6
5	Question were put with proper speed and pause.	1 2 <u>3</u> 4 5 6
6	Questions were put in the class room in proper voice.	1 2 <u>3</u> 4 5 6
7	Questions were not repeated unnecessarily.	1 2 <u>3</u> 4 5 6
8	Responses to the questions were not repeated.	1 2 <u>3</u> 4 5 6
9	The teacher could put sufficient number of questions in this lesson.	1 2 3 <u>4</u> 5 6

necessarily.

correct.
not properly

re her standing

sequence of



Signature
of Supervisor

Skill of Stimulus Variation

Date _____
Pupil Teacher's Name Baljeet
Class 10th

Subject Mathematics
Topic Angle of Observation
Duration of Period 10 Minutes

OBSERVATION, CRITICISM & SUGGESTION ABOUT THE LESSON

Observation

Observation Schedule Skill of Stimulus Variation

Components	Rating
1 Movement	1 2 <u>3</u> 4 5 6
2 Gesture	1 2 <u>3</u> 4 5 6
3 Change in voice	1 2 <u>3</u> 4 5 6
4 Focusing	1 <u>2</u> 3 4 5 6
5 Change in interaction pattern	1 <u>2</u> 3 4 5 6
6 Pausing	1 2 <u>3</u> 4 5 6
7 Pupil's Physical participation	1 2 <u>3</u> 4 5 6
8 Audio-visual switching	1 2 <u>3</u> 4 5 6

time during
involved
statements
appropriate
audible
plan



Signature of Supervisor

Skill of Explanation

Date _____
Pupil Teacher's Name Deeksha
Class 10th

Subject Hindi
Topic मेँ सबसे बड़ी है
Duration of Period 5-7 Minutes

OBSERVATION, CRITICISM & SUGGESTION ABOUT THE LESSON

Observation

1. Adequate time was given to the students for

Observation Schedule Skill of Explanation

Components	Rating
Desirable Behaviour	
1 Using appropriate beginning and concluding statements	1 2 3 <u>4</u> 5 6
2 Using explaining links	1 2 <u>3</u> 4 5 6
3 Covering essential points	1 2 3 <u>4</u> 5 6
Undesirable Behaviour	
4 Using irrelevant statements	1 <u>2</u> 3 4 5 6
5 Lacking fluency	1 <u>2</u> 3 4 5 Observation schedule
6 Lacking continuity in statements	1 <u>2</u> 3 4 5 6
7 Making use of inappropriate vocabulary, vague words and phrases	1 <u>2</u> 3 4 5 6

ing statements
ed properly.
continuity
er use of
ed.



Signature of Supervisor

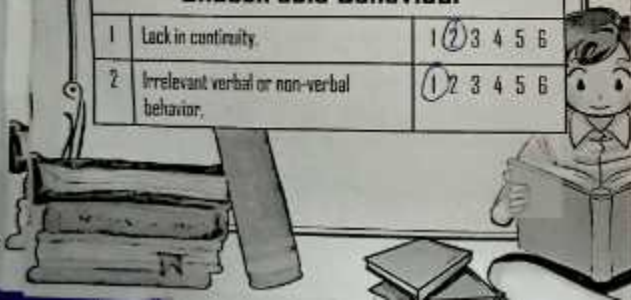
OBSERVATION, CRITICISM & SUGGESTION ABOUT THE LESSON

Observation:-

1. Teaching aids were properly used by

Observation Schedule
Skill of Introducing the Lessons

Components	Rating
Desirable Behaviour	
1 Using previous experience of the pupils.	1 2 (3) 4 5 6
2 Proper use of the device/technique.	1 2 (3) 4 5 6
3 Overall impression about introducing a lesson.	1 2 (3) 4 5 6
4 Teaching aids used.	1 2 (3) 4 5 6
5 Co-operation of the students.	1 2 (3) 4 5 6
Undesirable Behaviour	
1 Lack in continuity.	1 (2) 3 4 5 6
2 Irrelevant verbal or non-verbal behavior.	(1) 2 3 4 5 6



Signature of Supervisor

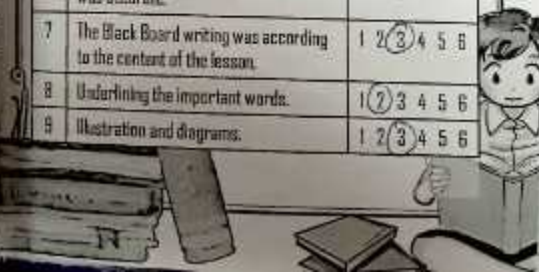
OBSERVATION, CRITICISM & SUGGESTION ABOUT THE LESSON

Observation

1. The standing position was accurate

Observation Schedule
Skill of Black Board Writing

Components	Rating
1 Black Board Writing was done side by side during the development of the lesson.	1 2 (3) 4 5 6
2 Black Board writing was in the straight lines.	1 2 (3) 4 5 6
3 The size of words was appropriate.	1 2 (3) 4 5 6
4 Adequate spacing between two lines/ words.	1 (2) 3 4 5 6
5 Coloured Chalks were used according to the requirement.	1 (2) 3 4 5 6
6 The standing position of the teacher was accurate.	1 2 (3) 4 5 6
7 The Black Board writing was according to the content of the lesson.	1 2 (3) 4 5 6
8 Underlining the important words.	1 (2) 3 4 5 6
9 Illustration and diagrams.	1 2 (3) 4 5 6



Signature of Supervisor

was used
open speed
be written
proper

according to
drawn properly
see not
according
the important
appropriate

Date Skill of questioning
 Pupil Teacher's Name Sreelakshmi
 Class 9th

Subject Hindi
 Topic A 23-01-2024
 Duration of Period 5-7 Min

OBSERVATION, CRITICISM & SUGGESTION ABOUT THE LESSON

Observation
 10 Questions were relevant to the topic

Observation Schedule
 Skill of Questioning

Components	Rating
1 Questions were grammatically correct.	1 2 3 4 5 6
2 Questions were relevant to the topic discussed.	1 2 3 4 5 6
3 Questions were specific.	1 2 3 4 5 6
4 Questions were concise.	1 2 3 4 5 6
5 Questions were put with proper speed and pause.	1 2 3 4 5 6
6 Questions were put in the class room in proper voice.	1 2 3 4 5 6
7 Questions were not repeated unnecessarily.	1 2 3 4 5 6
8 Responses to the questions were not repeated.	1 2 3 4 5 6
9 The teacher could put sufficient number of questions in this lesson.	1 2 3 4 5 6

ative
 king ques
 upil was
 her standing

Signature of Supervisor

Date Skill of Stimulus variation
 Pupil Teacher's Name Sreelakshmi
 Class 9th

Subject Mathematics
 Topic Congruent Triangle
 Duration of Period 5-7 Min

OBSERVATION, CRITICISM & SUGGESTION ABOUT THE LESSON

Observation
 10 The students were very cooperative during

Observation Schedule
 Skill of Stimulus Variation

Components	Rating
1 Movement	1 2 3 4 5 6
2 Gesture	1 2 3 4 5 6
3 Change in voice	1 2 3 4 5 6
4 Focusing	1 2 3 4 5 6
5 Change in interaction pattern	1 2 3 4 5 6
6 Pausing	1 2 3 4 5 6
7 Pupil's Physical participation	1 2 3 4 5 6
8 Audio-visual switching	1 2 3 4 5 6

atement
 a lesson
 ion was
 tching.
 focus on
 abulary

Signature of Supervisor

Skill of explanation

Date _____

Pupil Teacher's Name Baljeet

Class 7th

Subject Computer

Topic First generation of computer

Duration of Period 5-7 Min

OBSERVATION, CRITICISM & SUGGESTION ABOUT THE LESSON

Observation:-

1. Adequate time was given to the students

Observation Schedule Skill of Explanation

Components		Rating
Desirable Behaviour		
1	Using appropriate beginning and concluding statements	1 2 <u>3</u> 4 5 6
2	Using explaining links	1 2 <u>3</u> 4 5 6
3	Covering essential points	1 2 <u>3</u> 4 5 6
Undesirable Behaviour		
4	Using irrelevant statements	1 2 <u>3</u> 4 5 6
5	Lacking fluency	1 2 <u>3</u> 4 5 6
6	Lacking continuity in statements	1 <u>2</u> 3 4 5 6
7	Making use of inappropriate vocabulary, vague words and phrases	1 <u>2</u> 3 4 5 6

ending

used properly
continuity

e proper

ered.




Signature
of Supervisor

Observation Schedule

Skill of Explanation

Components		Rating
Desirable Behaviour		
1	Using appropriate beginning and concluding statements	1 2 3 <u>4</u> 5 6
2	Using explaining links	1 2 <u>3</u> 4 5 6
3	Covering essential points	1 2 <u>3</u> 4 5 6
Undesirable Behaviour		
4	Using irrelevant statements	1 <u>2</u> 3 4 5 6
5	Lacking fluency	1 2 <u>3</u> 4 5 6
6	Lacking continuity in statements	1 2 <u>3</u> 4 5 6
7	Making use of inappropriate vocabulary, vague words and phrases	<u>1</u> 2 3 4 5 6



and Normal axis and both the angle are equal.

(ii) The second ray that incident ray, normal axis and reflected ray all lie in the same plane. It will give example of mirror.

ing

similar
leading

inition

the
tion

of

ing

of

angle

ray

Lesson No. 06

Date

Subject Science

Topic Lens and its Type

Illustrative Aids

Innovative Technique

SKILL OF EXPLANATION
(REPLANNED)

Class 10th

Period 7th

Time 5-7 hrs

Supervisor Mrs. Sakshi Sharma

Pr's Activity: Good Morning Students!
Pupil Activity: Good Morning Ma'am.

Pr's Activity: Today we will learn about lens and its types. All of you open your notebook and write down what I will teach you.
Pupil Activity: Okay Ma'am.

Pr's Activity: It will explain that a lens is a transmissible optical device that focuses or disperses a light beam by means of refraction. A simple lens consists of a single piece of transparent material, while a compound lens consists of several simple elements usually arranged along a common axis. Lenses are made from material such as glass or plastic. A lens can focus light to form an image which reflect light without focusing and it will write definition on the blackboard.
Pupil Activity: Pupils will write definition on their notebook.

Pr's Activity: It will explain that there are two types of lens (1) Concave lens

Subject Science
 Topic Types of Contact forces
 Illustrative Aids Real objects
 Innovative Technique Skill of Questioning

Class 7th
 Period II
 Time 5-7 Min
 Supervisor Mrs. Sakshi Sharma

SKILL OF QUESTIONING

Pt Activity Good Morning Students!

Pupil Activity Good Morning Ma'am!

Pt Activity Students, Today I will ask you some questions if you know the answer, just raise your hands Don't give collective response.

Pupil Activity Okay Ma'am!

Pt Activity (By pushing the chalk box placed on the table) What am I applying on the box?

Pupil Activity Force

Pt Activity What is force?

Pupil Activity Force is a push or pull applied on object that changes the position of the object.

Pt Activity (By lifting a chair) To lift a chair what I have to do?

Pupil Activity Touch the chair

Pt Activity Name the types of activities in which

Subject _____

Topic _____

Illustrative Aids _____

Innovative Technique _____

We need physical contact for the objects.
 e.g. lighting a matchstick, dusting of carpet by beating it with a stick, playing basketball etc.

Activity Name The force between the objects when they are in contact with each other.

Activity Contact forces.

Activity Very Good! Tell me how many types of contact forces are there and name them.

Activity Frictional forces and muscular forces.

Activity (PT will roll a chalk and after sometime it stops) what do you observe now?

Activity The chalk moves and then stops.

Activity why did this happens?

Activity Due to frictional forces.

OBSERVATION SCHEDULE

Subject _____

Topic _____

Illustrative _____

Innovative _____

Sr.No COMPONENTS

Rating

1.	Questions were grammatically Correct.	0 1 2 3 4 5 6
2.	Questions were relevant to the topic discussed.	0 1 2 3 4 5 6
3.	Questions were Specific.	0 1 2 3 4 5 6
4.	Questions were Concise.	0 1 2 3 4 5 6
5.	Questions were put with proper speed and pause.	0 1 2 3 4 5 6
6.	Questions were put in the classroom in proper voice.	0 1 2 3 4 5 6
7.	Questions were not repeated unnecessarily.	0 1 2 3 4 5 6
8.	Responses to the questions were not repeated.	0 1 2 3 4 5 6
9.	The teacher could put sufficient number of questions in this lesson.	0 1 2 3 4 5 6

SKILL OF INTERACTING (REPLANNED)

Lesson No. 04
Date _____

Subject Science
Topic States of Matter
Illustrative Aids Real Objects
Innovative Technique _____
Class IX
Period 7
Time 5-7 min
Supervisor Mrs. Sakshi Sharma

PT's Activity Good Morning Students! Today I am going to ask you few questions. If you know the answer just raise your hand and give collective response.

PT's Activity Good Morning Ma'am.

PT's Activity what kind of things are present in our environment?

PT's Activity living things and non-living things.

PT's Activity what are living things?

PT's Activity Living things are things that are alive.

PT's Activity what does the living things need to live?

PT's Activity They need food, air to stay alive.

PT's Activity what are non-living things?

PT's Activity Non-living things are things that were once alive or never been alive.

Lesson No. _____
Date _____

Subject _____
Topic _____
Illustrative Aids _____
Innovative Technique _____
Class _____
Period _____
Time _____
Supervisor _____

PT's Activity Give the examples of non-living things.

PT's Activity Car, bus, chair, Table etc.

PT's Activity Give the examples of living things?

PT's Activity Human, plants and animals.

PT's Activity [By showing a lunch box] PT will ask, which object have you see in my hand.

PT's Activity Lunch box.

PT's Activity what we keep inside the lunch box?

PT's Activity Food.

PT's Activity By showing a water bottle, PT will ask, which object have you seen in my hand?

PT's Activity Water bottle.

PT's Activity what we keep inside the bottle?

PT's Activity Water.

PT's Activity what will happen if we boil the water?

PT's Activity water vapour will be produced.

Subject

Class

Topic

Period

Illustrative Aids

Time

Innovative Technique.....

Supervisor

PT's Activity In which state the water vapour exist?

Announcement of the topic "After getting unsatisfactory response of last question. PT will say well students! Today we will learn about the "States of Matter".

Observation Schedule

Skill of Introducing the Lessons


Components		Rating
Desirable Behaviour		
1	Using previous experience of the pupils.	1 2 3 (4) 5 6
2	Proper use of the device/technique.	1 2 3 (4) 5 6
3	Overall impression about introducing a lesson.	1 2 3 (4) 5 6
4	Teaching aids used.	1 2 (3) 4 5 6
5	Co-operation of the students.	1 2 3 (4) 5 6
Undesirable Behaviour		
1	Lack in continuity.	1 (2) 3 4 5 6
2	Irrelevant verbal or non-verbal behavior.	(1) 2 3 4 5 6



Observation Schedule

Skill of Explanation

Components	Rating
Desirable Behaviour	
1 Using appropriate beginning and concluding statements	1 2 3 4 5 6
2 Using explaining links	1 2 3 4 5 6
3 Covering essential points	1 2 3 4 5 6
Undesirable Behaviour	
4 Using irrelevant statements	1 2 3 4 5 6
5 Lacking fluency	1 2 3 4 5 6
6 Lacking continuity in statements	1 2 3 4 5 6
7 Making use of inappropriate vocabulary, vague words and phrases	1 2 3 4 5 6



And normal axis and both the angle are equal.

(ii) The second ray that incident ray, normal axis and reflected ray all lie in the same plane. It will give example of mirror.

Sul Toi Ihu Inr

ng
similar
leading
definition
the
tion
% of

SKILL OF EXPLANATION (REPLANNED)

Lesson No. 06
Date

Class 10th
Period 7th
Time 5-7 Hrs
Supervisor Mrs. Satchi Sharma

Subject: Science
Topic: Lens and its type
Illustrative Aids:
Innovative Technique:

Pr's Activity: Good Morning Students!
Pupil Activity: Good Morning Ma'am.

Pr's Activity: Today we will learn about lens and its types. All of you open your notebook and write down what I will teach you.
Pupil Activity: Okay Ma'am.

Pr's Activity: It will explain that A lens is a transmissive optical device that focuses or disperses a light beam by means of refraction. A simple lens consist of a single piece of transparent material, while a compound lens consist of a several simple elements usually arranged along a common axis. lens are made from material such as glass or plastic. A lens can focus light to form an image which reflect light without focusing and It will write definition on the blackboard.
Pupil Activity: Pupil will write definition on their notebook.

Pr's Activity: It will explain that there are two type of lens (i) concave lens

Pt's Activity: Pt will enter the classroom with a smiling face.

Pupil Activity: Student will stand up and say Good Morning Ma'am.

Pt's Activity: Good Morning Students! Set down. Pt will reply with a smiling-face and nodding her head (gesture).

Pt's Activity: Pt will stand in-front of students and will say well students! (Pause movement towards students) Today we will learn about metals and non-metals (change in voice) and write the topic on blackboard [audio-video switching]

Pupil activity: Pupil will listen and write the topic on their notebook.

Pt's Activity: Pt will say metal is a solid material which is typically hard, shiny ductile and good conductor of heat and electricity [change in voice, pause & focussing].

Pupil Activity: Pupil will listen carefully.

Observation Schedule

Skill of Stimulus Variation

	Components	Rating
1	Movement	1 2 3 4 5 6
2	Gesture	1 2 3 4 5 6
3	Change in voice	1 2 3 4 5 6
4	Focusing	1 2 3 4 5 6
5	Change in interaction pattern	1 2 3 4 5 6
6	Pausing	1 2 3 4 5 6
7	Pupil's Physical participation	1 2 3 4 5 6
8	Audio-visual switching	1 2 3 4 5 6



